

# CAMARO™

FLOORING COLLECTION



Step inside.™


# CAMARO™

FLOORING COLLECTION

Featured images:

**Front cover;** Smoke Brushed Elm with Coffee Grouting Strip

**Back cover;** White Oilshale



# Step inside.

The Camaro flooring collection has been developed with you and your home firmly in mind. Following extensive design, trend and performance research we have put together a collection of **authentic, creative and practical** floor coverings assured to enhance any home interior. Developed in conjunction with a team of commissioned artists and experienced product designers, each item is based on the natural allure and beauty of wood, stone, slate and marble.

This highly imaginative collection provides enhanced suitability for any residential location as well as moderate commercial applications due to the ultra-hard wearing and easy to clean product construction. Offered in an authentic range of vinyl tile and plank sizes and supported by a creative collection of design accessories, the possibilities are unlimited.

Inside this product brochure you will see a large number of Camaro installations designed to inspire and to help you create an interior to cherish.







# WOOD

---

Camaro reflects the undoubted natural beauty of wood with a creative range of authentic floor coverings. Detailed and accurate timber variation, grain and knots are sympathetically represented with this unique collection of classic and contemporary products. Each plank is carefully sized and textured to further enhance its natural appearance.



# American Oak



1

**2217 AMERICAN OAK**

Plank size 101.6 x 914.4mm



2



4



3



5

American Oak is a timeless wood which has retained its popularity due to the clean and contemporary overall effect and classic, close wood grain. This is an ideal choice for areas where a lighter tone is required. As a tip for smaller room areas, more simple floor designs and smaller sized planks or tiles work best to make the room appear larger.

1, 3 & 4. Installed in a Plank Weave design. 2 & 5. Herringbone with full length planks.



# Ambrosia Maple



**2231** AMBROSIA MAPLE



Plank size 101.6 x 914.4mm





Maple is available in a variety of species, all mainly blond in colour. This example shows the strong character and variation in tone, replicating the natural graining and patina when sawn.

All images show the plank laid as a plain floor, however it works very well with inlaid striping. Due to the timeless decoration of this wood, it can be installed in many different types of interiors.




# Waxed Pine



2206 WAXED PINE

Plank size 101.6 x 914.4mm





Pine has been used as flooring as well as furniture making and home interior products for many years due to its distinctive and highly decorative effect. Here, a waxed variant has been replicated to accentuate the colours, direction of grain and the inevitable knots. This floor decoration is ideal for use with both vintage and contemporary furniture in a wide variety of room types.

1. Inlaid with Natural Oak Marquetry Strip to add further realism to the installation.
- 2, 3 & 4. Straight laid.

## Nut Tree



1

**2202 NUT TREE**

Plank size 101.6 x 914.4mm







2



3




4

This heavily marked character wood can really help bring a room to life. The strong variation in tone along with its natural beauty will offer a dramatic addition to any room. Cut planks or parquet effects are well suited to this wood, as the above herringbone design shows.

- 1, 2 & 3. Straight laid.  
4. Herringbone design.




# Natural Oak



**2232 NATURAL OAK**

Plank size 152.4 x 1219.2mm





Oak is arguably the most respected and requested wood type due to its undoubted beauty and strength. Camaro features a wide variety of oak designs, ranging from classic through to stained and rustic, all available in a highly resilient and practical format. Natural Oak has been added to the Camaro collection to meet the demands for an unspoilt and untreated decoration without losing any of its inherent character and charm.

Both images show the product straight laid.









1. Natural Oak, straight laid.
2. Natural Oak installed with a tramline perimeter of Walnut Marquetry Strip and a bespoke Natural Oak Strip.

# Classic Oak



**2216 CLASSIC OAK**

Plank size 101.6 x 914.4mm





Classic Oak simply speaks for itself. This enduring wood offers an instant character and depth to enhance any type of interior space.

1 & 2. Straight laid. 3. Inlaid with Brown Feature Strip between every two plank widths.



# Warwick Oak



1


2235 WARWICK OAK

Plank size 101.6 x 914.4mm





2



3



4

Available in a similar tone to that of Classic Oak, this variant features a more unconventional decoration through its marked and unpredictable wood grain. Again, classic in style this type of wood design can also complement traditional and contemporary surroundings.

1 & 4. Installed in a Woodblock design.  
2 & 3. Straight laid.



# Vintage Timber



2220 VINTAGE TIMBER

Plank size 152.4 x 914.4mm







When it comes to rustic wood effects, look no further than Vintage Timber from Camaro. The exciting and expressive character of this wood provides a striking base for any room, supporting a wide range of interior styles. The authentic surface emboss integrates well with accompanying fabrics and furniture textures.

1 & 2. Inlaid with Brown Feature Strip between each plank width.

3 & 4. Installed as a Herringbone floor, lending further authenticity to the aged effect.









The exciting and varied wood grain of Vintage Timber looks beautiful simply straight laid.



# North American Walnut



2236 NORTH AMERICAN WALNUT



Plank size 152.4 x 914.4mm







The direct inspiration for this floor design is natural walnut grown in and around North America. The colour, accentuated grain and overall beauty offers a character other woods cannot. The curled figures within the directional grain are highly striking and very aspirational.

All images show the product straight laid.

# White Limed Oak



**2229** WHITE LIMED OAK

Plank size 152.4 x 914.4mm







2



3



4

The extraordinary detail and realism of this floor design is truly exceptional. The development process allowed us to produce a floor which not only looks amazing but is also practical and durable. Able to enhance a wide variety of room interiors, the subtle tones and strongly marked variation in this wood design can also be emphasised by Camaro floor accessories.

1 & 3. The strong visual appearance of this highly realistic wood is further supported with inlaid Ice Grouting Strip.  
2 & 4. Installed with Classic Oak Marquetry Strip as a tramline perimeter.







5. White Limed Oak inlaid with Coffee Grouting Strip between each plank width.  
6. Straight laid.

# Smoke Brushed Elm



**2233 SMOKE BRUSHED ELM**

Plank size 152.4 x 914.4mm





The cool grey tones and faithful replication of the natural material are perfectly represented in Smoke Brushed Elm. The delicate definition and character of the wood are further supported by the realism of the surface texture.

1. Inlaid with Coffee Grouting Strip. 2 & 3. Straight laid.

# Figured Pine



**2234 FIGURED PINE**

Plank size 152.4 x 1219.2mm







Unlike the more traditional characteristics of Camaro Waxed Pine, this floor has been designed to offer a more unique and vivid decoration. Indulging in subtle rusted and denim tones, the realism of Figured Pine will bring a vitality to any interior.

1. Installed alongside Atlantic Slate. Such installations can help create zonal areas in open plan spaces.
- 2, 3 & 4. Straight laid.



# Country Teak




2238 COUNTRY TEAK

Plank size 152.4 x 914.4mm






2



3



4

This sharply demarcated and distinguished wood offers a rich red-brown colour. The varying tones allude to it traditionally being darkened with exposure to the elements. The authentic and natural markings are distinctive as are the worn and aged effects, which all contribute in producing a highly unique floor covering.

1, 2, & 4. Straight laid.  
3. Inlaid with Coffee Grouting Strip.

# Roasted Oak



**2237 ROASTED OAK**



Plank size 152.4 x 1219.2mm





This suitably attractive oak offers a rich, chocolate tone for a warm and homely environment. The subtle tones and elongated plank length add to the overall character.

1 & 3. Straight laid. 2. Inlaid with Natural Oak Marquetry Strip.  
4. Inlaid with Classic Oak Marquetry Strip.

# Heritage Oak



**2239 HERITAGE OAK**



Plank size 203.2 x 1219.2mm







As the name suggests, this wood design offers a real sense of history. The individual markings, scratches, and effects of sanding and staining all help to form a memorable and striking floor. Available in an oversized plank format, this further enhances its authenticity.

All images show the product straight laid.





A lit candle in a white ceramic holder sits on a light-colored, textured stone surface. The candle is lit, casting a warm glow. The stone surface has a natural, mottled appearance with subtle variations in tone and texture. The overall scene is serene and minimalist.

# STONE

---

There is rarely anything more beautiful than the natural variety and appearance of stone. This is why our team of product designers have considered and developed a realistic choice of authentically replicated colours, patterns and textures to inspire you in bringing this beauty into your home.

## White Oilshale



This stylish and imaginative tile fuses the classic elegance of natural marble with a more contemporary and cleaner swirled design, similar to the effect of oil on water. Featuring a subtle metallic imprint, the product plays with the surrounding light, allowing the decoration to change when viewed from different angles. Also see Black Oilshale.

1. Tiles straight laid. 2. Installed with Black Oilshale for the classic chequerboard design.





**2331** WHITE OILSHALE

Tile size 304.8 x 304.8mm









The clean and unique decoration of White Oilshale is perfectly suited to contemporary interiors.

Two tiles are installed here side by side with Graphite Grouting Strip, laid brickwork.

# Ivory Stone



The inclusion of the natural stone designs in Camaro, such as Ivory Stone, Classic Limestone and Classic Yorkstone meet the demands for clean and authentic tiles. The simple beauty of Ivory Stone can enhance a wide variety of interior styles, as featured here.

1, 2, 4 & 5. Inlaid at 45° with Pearl Grouting Strip.

3. Installed in a large Off-Set Keysquare design with Classic Limestone keysquares and Maple Marquetry Strip.





3



5



4

**2333** IVORY STONE

Tile size 457.2 x 457.2mm




# White Metalstone



Inspired by the allure of natural stone and the sheen of metallics, this rectangular tile combines the two aesthetics to create an elegant and unique effect. Whether installed alone, with accompanying Grouting Strip or even contrasting wood, the delicate tones of White Metalstone allows you creative freedom.

1. Brickwork installation. 2. Brickwork inlaid with Ice Grouting Strip. 3. Installed alongside Roasted Oak.





**2332** WHITE METALSTONE

Tile size 304.8 x 609.6mm



## Portico Limestone



Portico Limestone provides an alternative appearance to that of Classic Limestone. Featuring a delicate arrangement of subtle colours and a heavier surface texture, this refined replication of the natural material is available in a rectangular tile for an alternative aesthetic, ideal for inlaying with Grouting Strips.

1 & 2. Installed in a Herringbone design with Graphite Grouting Strip.  
3. Laid brickwork.





**2334** PORTICO LIMESTONE

Tile size 304.8 x 609.6mm










4. Portico Limestone installed straight laid with Pearl Grouting Strip, providing a perimeter to highlight the room shape and central island.

## Classic Limestone



1

Limestone is a genuinely beautiful and highly desirable material which can exhibit a variety of different colours. Natural impurities and method of formation can all affect the appearance of the finished product. Classic Limestone has been sympathetically replicated here to present this beauty and charm, produced in a tough and practical tile.

1 & 2. Straight laid. 3. Installed in an Off-Set Keysquare design with Maple Marquetry Strip. Classic Limestone are the quarter tile keysquares, Ivory Stone are the full tiles.





**2335 CLASSIC LIMESTONE** Tile size 457.2 x 457.2mm



# Travertine



Travertine is a classic and compact form of limestone, traditionally with directional veining, as featured with this Camaro rectangular tile. The natural beauty of the pitted tile effect is further supported by the subtle variation in accustomed colour.

1 & 2. Straight laid tiles with Coffee Grouting Strip. 3. These tiles are cut in half lengthways to achieve a thinner more emphasised shape. Inlaid with Walnut Marquetry Strip in a brickwork design.





**2304 TRAVERTINE**

Tile size 304.8 x 609.6mm



## Classic Yorkstone



Yorkstone is traditionally a form of sandstone, featuring a tightly grained finish. The structure of the stone features a variety of minerals which are authentically replicated here in subtle and warm tones. Perfectly suited to home interiors, this classic tile features a riven finish for additional realism.

1 & 3. Straight laid tiles with a quarter tile and Cream Feature Strip perimeter.  
2. Straight laid.





**2336 CLASSIC YORKSTONE** Tile size 304.8 x 304.8mm









Both images show Classic Yorkstone straight laid.

## Crema Slate



1

Camaro presents a selection of slate effect tiles, ranging from the warm tones of Crema through to the cooler hues of Ocean and Atlantic. Here, the inherent variation in decoration and subtlety of colour is perfectly represented. Accompanying strips are designed to enhance the overall floor, two examples are shown here.

- 1 & 3. Installed in a brickwork design with Pearl Grouting Strip and single strip perimeter.
2. Installed with Coffee Grouting Strip, laid brickwork with a single strip perimeter.





**2318** CREMA SLATE

Tile size 304.8 x 609.6mm



## Romano Stone



1

The rustic tones within Romano Stone feature a collection of subtle colours including cream, brown, grey and red. This credible appearance is further supported by the realistic surface texture and tile size which is common with this type of natural stone.

1 & 3. Straight laid with Grey Grouting Strip and strip perimeter. 2. Straight laid.  
4. Inlaid at 45° with Coffee Grouting Strip.





**2301 ROMANO STONE**

Tile size 304.8 x 304.8mm



# Serpentine




Serpentine is a rock traditionally composed of a large amount of minerals, which often allows for a variety of colour alternatives. Sometimes exhibited in green for decorative ornaments, here it is represented in softer brown tones. Illustrating an almost suede like appearance, the tile is well suited to fabrics, wood and other stone materials.

1 & 3. Inlaid at 45° with Gold Feature Strip.

2. Four tiles are laid together with a Coffee Grouting Strip surround to give a contemporary larger tile effect.





**2337 SERPENTINE**

Tile size 304.8 x 304.8mm



## Aged Metalstone



The inspiring and contemporary tones of rust and silver along with the distressed appearance and surface finish are all present in Aged Metalstone. Supplied as a rectangular tile, this format and flexibility in design allows you to create a unique floor installation.

1. Laid brickwork. 2. Installed with Serpentine tile and Gold Feature Strip.
3. Two tiles installed together with Natural Oak Marquetry Strip, providing a larger square tile effect.





2



3

**2338 AGED METALSTONE**

Tile size 304.8 x 609.6mm



# Ocean Slate



There is no doubting the beautiful natural appearance of slate, from the structure of decoration through to the surface texture. This is faithfully represented in Ocean Slate, displaying a range of compatible colours successfully brought together. This embossed tile is perfectly suited for installation with decorative strips and other Camaro tiles as shown here.

- 1 & 3. Tiles are installed brickwork with Graphite Grouting Strip.
2. Laid brickwork.






**2319 OCEAN SLATE**

Tile size 304.8 x 609.6mm









4 & 5. Ocean Slate tiles have been cut lengthways into halves and quarters, inlaid with Pearl Grouting Strip. This sits perfectly alongside White Metalstone with Grey Grouting Strip.

# Atlantic Slate



1

Historically, slate is available in a wide variety of colours, which occurs naturally, even from within the same geographic location. This classic portrayal of Atlantic Slate presents subtle yet effective grey scale colours, with a highly realistic slate surface emboss, creating a stylish base for any interior.

- 1 & 2. Two tiles installed together with Ice Grouting Strip surround, giving a rectangular tile effect.  
 3. Straight laid. 4. Straight laid with Black Feature Strip.





**2339 ATLANTIC SLATE**

Tile size 304.8 x 304.8mm




## Black Oilshale



Developed to not only accompany the stylish White Oilshale tile, this highly decorative black version works equally successfully on its own. This allows you complete flexibility, either straight laid, inlaid with decorative strips or as bespoke cut tiles, as featured here.

All images: straight laid tiles. Everyday dirt and temporary surface water can be simply wiped away.





**2340 BLACK OILSHALE** Tile size 304.8 x 304.8mm









Both images: Black Oilshale tiles are shown cut in half and laid end to end with an Ice Grouting Strip surround.

## Black Marble



There can be few flooring materials as identifiable as marble. The veining and colouration give it a unique effect, due to the traditional metamorphism of different minerals. This marmoreal replication allows you to bring this classic design into your home.


1 & 2. Inlaid with Grey Grouting Strip with staggered joints. 3. Straight laid with Graphite Grouting Strip.  
4. Installed at 45° with Ice Grouting Strip and single strip perimeter.





**2317 BLACK MARBLE**

Tile size 304.8 x 304.8mm



# DEVELOPMENT AND INSPIRATION

---

Significant research and development has been carried out over many years by a skilled team of commissioned artists and product designers to bring you the Camaro collection of high-design floor coverings. Each product has been carefully cultivated to enable us to offer you an imaginative and aspirational collection.

Our inspiration was simply the beauty, elegance and attraction of natural materials from all over the world, and the collection has been meticulously developed to replicate this. Our experienced team of designers continually work on material developments to meet the demands for authentic, creative and practical products.

The Camaro collection presents a wide range of natural styles to suit a host of interior spaces, from classic to contemporary. The floor coverings are further enhanced by representative surface textures, mirroring that of the natural materials with the added benefit of the resilience and practicality of the product construction. This in turn is protected by a strong polyurethane surface treatment to assist ongoing maintenance.

In short, Camaro has been designed to inspire and to help you create an interior to cherish.





## THE **WOOD** COLLECTION

With regard to colour printing, it is only possible to give a provisional representation of the colour. For colour selection, an original sample should be used which we shall be pleased to supply. To replicate the natural material, the wood effect products may contain knots or markings as part of their design.

**CAMARO**<sup>™</sup>  
FLOORING COLLECTION



**2231** AMBROSIA MAPLE

Plank size 101.6 x 914.4mm



**2217** AMERICAN OAK

Plank size 101.6 x 914.4mm



**2206** WAXED PINE

Plank size 101.6 x 914.4mm



**2202** NUT TREE

Plank size 101.6 x 914.4mm



**2216** CLASSIC OAK

Plank size 101.6 x 914.4mm



**2235** WARWICK OAK

Plank size 101.6 x 914.4mm



**2220** VINTAGE TIMBER

Plank size 152.4 x 914.4mm



**2236** NORTH AMERICAN WALNUT

Plank size 152.4 x 914.4mm





**2229** WHITE LIMED OAK

Plank size 152.4 x 914.4mm



**2233** SMOKE BRUSHED ELM

Plank size 152.4 x 914.4mm



**2238** COUNTRY TEAK

Plank size 152.4 x 914.4mm



**2232** NATURAL OAK

Plank size 152.4 x 1219.2mm



**2234** FIGURED PINE

Plank size 152.4 x 1219.2mm



**2237** ROASTED OAK

Plank size 152.4 x 1219.2mm



**2239** HERITAGE OAK

Plank size 203.2 x 1219.2mm

## THE **STONE** COLLECTION

With regard to colour printing, it is only possible to give a provisional representation of the colour. For colour selection, an original sample should be used which we shall be pleased to supply. To replicate the natural material, the stone effect tiles may include variation in markings as part of their design.



**2331** WHITE OILSHALE

Tile size 304.8 x 304.8mm



**2336** CLASSIC YORKSTONE

Tile size 304.8 x 304.8mm



**2301** ROMANO STONE

Tile size 304.8 x 304.8mm



**2337** SERPENTINE

Tile size 304.8 x 304.8mm




**2340** BLACK OILSHALE

Tile size 304.8 x 304.8mm



**2339** ATLANTIC SLATE

Tile size 304.8 x 304.8mm



**2317** BLACK MARBLE

Tile size 304.8 x 304.8mm



**2333** IVORY STONE

Tile size 457.2 x 457.2mm



**2335** CLASSIC LIMESTONE

Tile size 457.2 x 457.2mm



# CAMARO™

FLOORING COLLECTION



**2332** WHITE METALSTONE  
Tile size 304.8 x 609.6mm



**2334** PORTICO LIMESTONE  
Tile size 304.8 x 609.6mm



**2318** CREMA SLATE  
Tile size 304.8 x 609.6mm



**2304** TRAVERTINE  
Tile size 304.8 x 609.6mm



**2319** OCEAN SLATE  
Tile size 304.8 x 609.6mm



**2338** AGED METALSTONE  
Tile size 304.8 x 609.6mm





# ACCESSORIES AND DESIGN FLOORS

---

The following pages feature additional floor accessories and design floor ideas to help inspire you further.

# ACCESSORIES

The realism and natural effects of the tiles and planks alone allow you to create a beautiful new floor. But to really enhance your design or to create a unique feature the below floor accessories offer a wide scope for creativity.

## Grouting Strips

These strips have been developed to add to the authenticity of the overall floor. Typically laid between Camaro Stone tiles, they can really bring an installation to life. Available in 5 coordinating and realistic stone grout colours, Camaro Grouting Strips can also be utilised to create a room perimeter or feature area, such as around island units. As a tip, they can be used as a subtle close-to-tile colour addition or as a contrasting highlight effect.



Strip size: 3mm x 914mm



Ice Grouting Strip and Black Oilshale cut tile

## Marquetry Strips

Used in a similar way to the Grouting Strips, Camaro Marquetry Strips are offered to create that authentic and highly desirable detailed wood floor installation. Available in 4 popular wood types, they can be inlaid between planks to create a 'ships decking' effect or as perimeter or highlight feature.



Strip size: 3mm x 914mm



Classic Oak Marquetry Strip and White Limed Oak plank

**Design Tip:** *It is worth noting that although the Grouting Strips are ideal for the stone tiles and the Marquetry Strips suit the wood planks, they can be mixed and matched between tiles and planks to further create a unique look.*

**Note:** As the Grouting and Marquetry Strips are cut from natural wood and stone designs, there will be variation in markings and decoration.



## Feature Strips

Camaro Feature Strips provide an alternative look to the Grouting & Marquetry Strips. Available in 7 solid colourways, these strips provide a bolder and more graphic look to the installation, which are also inlaid with tiles and planks.



Brown Feature Strip and Vintage Timber plank

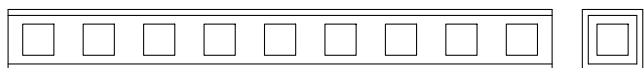


0031 Brown

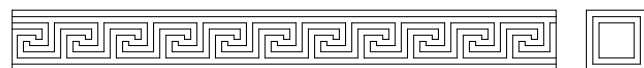
Strip size: 5mm x 1000mm

## Borders & Corners

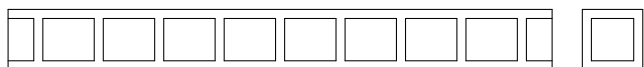
The below linear drawings demonstrate the most popular border and corner designs which are installed to follow the perimeter of your room or as a dramatic highlight to feature areas. Each design is available in any Camaro colour combination, the choice is yours. This facility allows you to mix and match products according to your personal taste. Border and Corner length and width will always depend on the design and colours chosen.



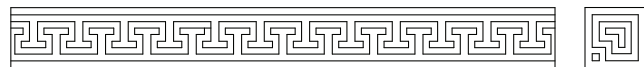
2680 Stepping Stone



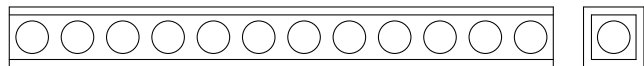
2685 Classic Key



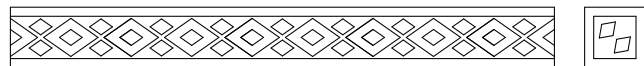
2681 Blockwork



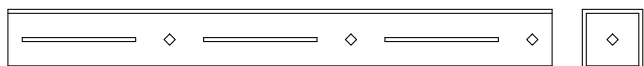
2686 Greek Key



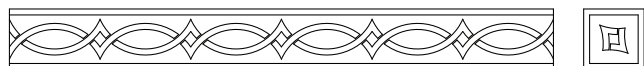
2682 Dotty



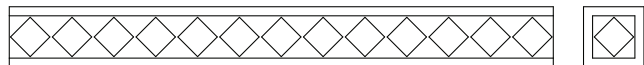
2687 Durham



2683 Morse Code



2688 Baronet



2684 Roman Key



2689 Floral

All borders and corners are cut by Polyflor on a bespoke basis. Borders are typically supplied in 101 x 914mm lengths. Corners are 101mm<sup>2</sup>. Alternative sizes can be supplied.

## HINTS AND TIPS

The following information is designed to provide you with even more ideas to assist you in achieving a high-design and practical floor. As each environment is different, there are many types of installation concepts, each designed to give you as much flexibility and creative scope as possible.

### Floor colour

As with the size of the planks and tiles, the colour of the floor can also contribute to the overall general feeling of a room. Dark floors can sometimes appear to make a room seem smaller by absorbing ambient light or can bring a more intimate or warm feeling. Lighter tones, however, can provide a more spacious feel, especially to smaller rooms or areas where there isn't as much natural light. You should also consider other colours featured within your room, such as walls and furniture as these will complement or contrast with each other. The products featured in the Camaro collection offer a range of styles from classic to contemporary in a broad light to dark pallet enabling you to meet your requirements.



### Surface textures

Each Camaro product has been developed to replicate the beauty and feel of the natural materials. The wood planks feature a variety of surface textures from a smoother wood grain to heavier and more rustic aged timber effects, matching the relevant type of wood. The stone tiles range from a smooth, sleek finish to natural slate textures and riven stone effects. Window and interior lighting can pick up these surface textures as can bare feet, which all add to the authenticity and practicality of the floor.



### Floor direction

The direction of the installed floor can also have a bearing on the overall aesthetic. As an example, to give the appearance of a natural timber floor, the planks should be laid running against the supporting under floor joists, as floor boards would be. Alternatively you may wish to run them on an angle or in a parquet floor feature, such as herringbone. The stone tiles can be utilised in a number of ways including straight laid, on angles and with accessories. For additional ideas, see the design floor drawings on the following pages. You should consider the type of product you are choosing to how this should then be fitted. Discuss this with your Camaro installer for options and advice.



### Design Floors

The Camaro vinyl tiles and planks have been developed for complete design flexibility and can be utilised in many formats. The following pages display a wide array of creative design floors to help inspire you. These include simple straight laid floors to more intricate and ambitious installations. Tiles can also be installed together with an inlaid strip surround to achieve a larger tile effect. See the White Oilshale bathroom image on page 46 or Atlantic Slate on page 76 as examples. For any design which cannot be cut on site, Polyflor offer a bespoke cutting service, to support you and your professional installer.





## Highlighting room features

You may wish to create focal points, such as highlighting an island unit or following the perimeter of your room. This can easily be achieved by utilising the Camaro accessories or the design floor service. For subtle additions, Grouting, Marquetry or Feature Strips can be inlaid as defining and demarcating lines. For more bold and dramatic features, see the bespoke design borders and corners. Each of these are typically utilised a plank width or cut tile distance away from the wall or area to highlight. Your installer can provide further information on these options.

## Mixing products

An additional benefit of choosing a product from the Camaro collection is that tiles, planks and accessories can easily be mixed and matched within the same installation to achieve a unique look. This can either be done by selecting similar tones for a subtle effect or by utilising contrasting colours for a more dramatic appearance. As an example, see the White Metalstone with Roasted Oak shot on page 51.


## Caring for your floor

You will not want to spend your time and money on a floor which is not going to last. Therefore we have set out our floorcare guidelines for you to follow, see page 101.

## Room size

The size of a room can often affect the choice of floorcovering, especially the size of plank, tile or design features. As a tip, smaller sized planks and tiles can often make a room appear larger. This works by allowing you to fit more 'rows' of product within that room, giving the illusion of a larger floor space. Likewise, if you have a larger room, this can often handle the larger sized products better. For open plan spaces, zonal areas can easily be achieved by installing different floor finishes alongside each other, see Figured Pine with Atlantic Slate on page 34 as a good example. There are no direct rules to follow in such instances, this is why we have featured a large number of different room types and sizes to give you a few ideas. The various formats of tiles and planks are shown below to help you choose the product which is right for your project.

## Plank sizes



101.6 x 914.4mm  
4 x 36"

### Available in:

2231 Ambrosia Maple, 2202 Nut Tree, 2217 American Oak,  
2206 Waxed Pine, 2216 Classic Oak, 2235 Warwick Oak



152.4 x 1219.2mm  
6 x 48"

### Available in:

2232 Natural Oak, 2234 Figured Pine, 2237 Roasted Oak



152.4 x 914.4mm  
6 x 36"

### Available in:

2220 Vintage Timber, 2229 White Limed Oak,  
2233 Smoke Brushed Elm, 2236 North American Walnut,  
2238 Country Teak

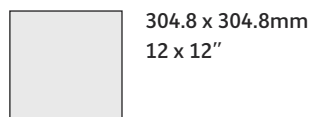


203.2 x 1219.2mm  
8 x 48"

### Available in:

2239 Heritage Oak


## Tile sizes



304.8 x 304.8mm  
12 x 12"

### Available in:

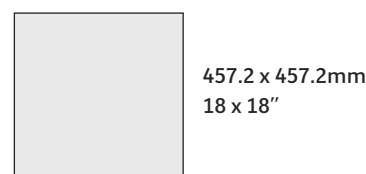
2331 White Oilshale, 2336 Classic Yorkstone  
2301 Romano Stone, 2337 Serpentine  
2339 Atlantic Slate, 2340 Black Oilshale  
2317 Black Marble



304.8 x 609.6mm  
12 x 24"

### Available in:

2334 Portico Limestone  
2332 White Metalstone, 2304 Travertine  
2318 Crema Slate, 2338 Aged Metalstone  
2319 Ocean Slate




457.2 x 457.2mm  
18 x 18"

### Available in:

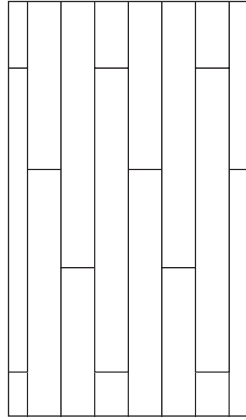
2335 Classic Limestone  
2333 Ivory Stone

# DESIGN FLOORS **WOOD**

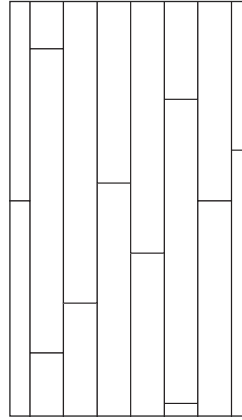
These linear drawings show a number of creative designs to help inspire you when choosing your new Camaro floor. From clean and simple layouts to more ambitious and sophisticated designs, each version can be achieved with the help of Polyflor's bespoke cutting service and design accessories. Simply choose the floor format along with the preferred Camaro colour(s) and allow us to do the rest. For detailed information, contact your Camaro provider.



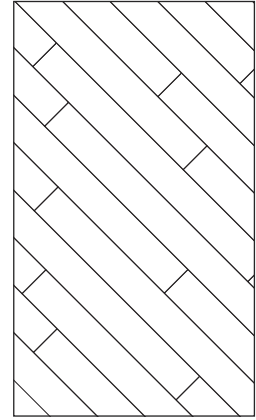
Straight laid plank - formal



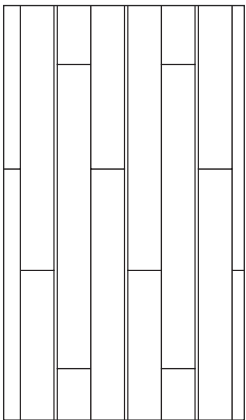
Straight laid plank - staggered



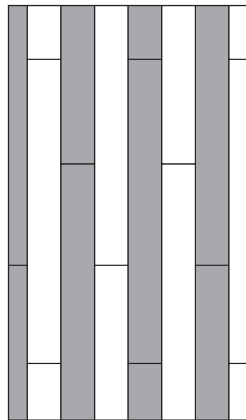
Straight laid plank - random



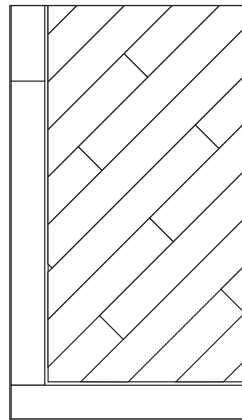
45° laid plank (can be laid formal, staggered or random)



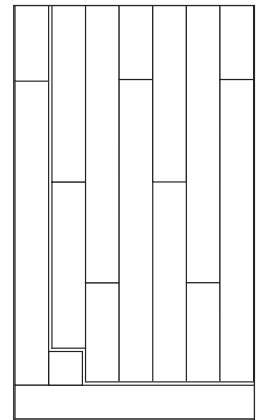
Straight laid plank with strip between every two planks



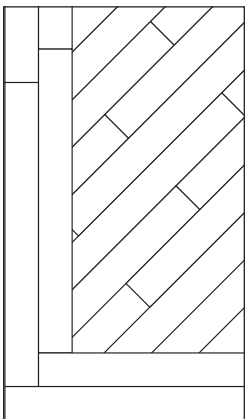
Straight laid plank with alternate woods



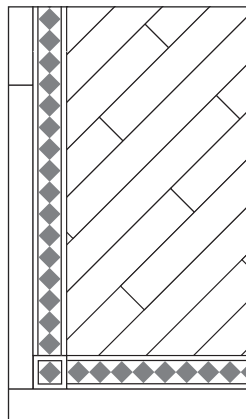
45° laid plank with strip perimeter



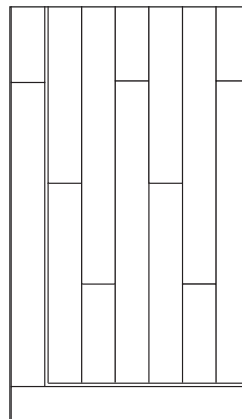
Straight laid plank with inset corner effect and strip perimeter. Great for avoiding awkward corner features.



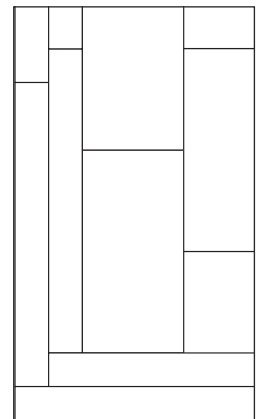
45° laid plank with double plank perimeter



45° laid plank with design border and plank perimeter



Straight laid plank with strip perimeter



Double plank perimeter with stone tiles laid brickwork (wood & stone together)

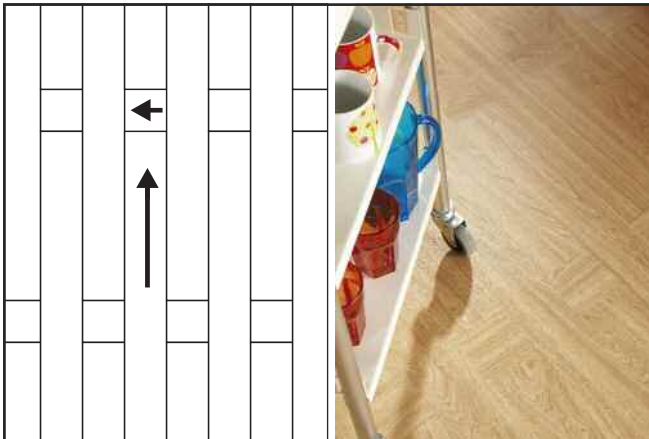




Straight laid plank with strip between each length ('ships decking' effect)



Woodblock design (typically third length planks)




Plank weave - full planks with square cut pieces running at 90°



Herringbone design (typically third length planks)



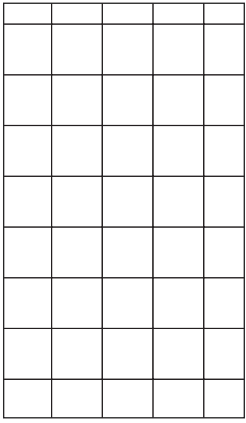
Straight laid plank with tramline strip perimeter (tramline planks can be supplied in bespoke width)




Herringbone design with full length planks

# DESIGN FLOORS **STONE**


As with the Wood design floors, the below drawings provide you with a wide creative scope to help you achieve a beautiful floor installation. You can even take ideas from various formats and design your own. If you have a specific design in mind which is not covered here, discuss it with your provider to see if it can be achieved.




Square tile - straight laid.




Square tile - straight laid with strip around each tile




Square tile - brickwork with strip around each tile



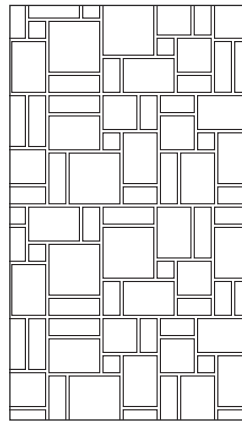
Square tile - laid 45° (or inlaid with strip)



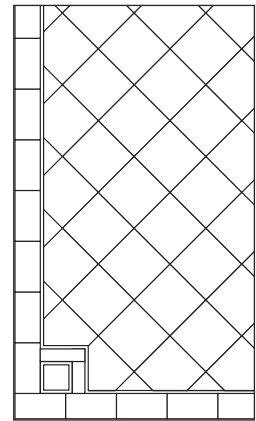
Rectangular tile - brickwork. (Can also be laid staggered)



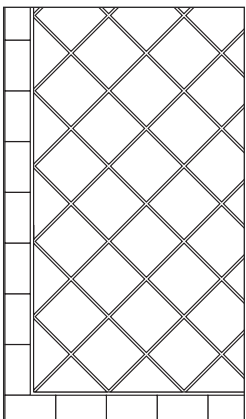
Rectangular tile - brickwork with strip around each tile




Random stone design with strip. This can be pre-cut and supplied by Polyflor




Square tile laid 45° with half tile & strip perimeter & inset corner tile



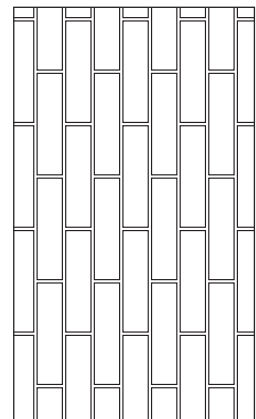
Square tile laid 45° with strip and half tile perimeter. Main field can also be laid straight in any format



Square tile combination laid chequerboard



Rectangular tile with strip around every 2 tiles (large square tile effect)



Rectangular tile cut in half lengthways with strip around each part






Square tile – staggered with strip around each tile



Rectangular tile – straight laid (or inlaid with strip)




Rectangular tile – full tiles laid herringbone with strip



Square tile laid 45° with half tile & tramline strip perimeter  
(tramline tiles can be supplied in bespoke width)



Square tile with strip around every 2 tiles, laid brickwork (rectangular tile effect)



Square tiles cut in half, laid end to end with strip around both parts, laid brickwork

# ENVIRONMENTAL

**Environmental:** Polyflor have for many decades been recognised as a leading global manufacturer of high quality, high performance floorcoverings. We have demonstrated a high level of commitment and endeavour to minimising the impact of our products on the environment whilst maximising the performance benefits of our flooring throughout their entire life.

There can be few materials better suited to recycling than vinyl flooring. Camaro is 100% recyclable and contains at least 15% recycled material. It can in fact be recycled many times without losing any of its performance properties. Polyflor continually works on developments in new products and technologies and in doing so we continually evaluate new ideas or alternatives which minimise any impact on the environment.

**Choosing an environmentally preferable product from Polyflor means zero compromise in the function of the product.**

For further details on Polyflor's achievements in areas such as recycling, energy reduction and waste avoidance log onto [www.polyflor.com/environment](http://www.polyflor.com/environment)



## INFORMATION. WEBSITE / SAMPLES / CONTACT

### Website:

To view the Camaro collection online, visit [www.polyflor.com](http://www.polyflor.com) and follow the links to the Camaro Wood & Stone product pages. Here you will find product details, additional technical data and the option to view and download the Camaro product brochure.



### Samples

To request individual product samples of any of the tiles and planks within the Camaro collection, visit [www.polyflor.com](http://www.polyflor.com) and follow the link to Samples and Literature. Alternatively, call the dedicated Polyflor Samples Hotline on **+44 (0)161 767 2551**.



### Contact:

For general information on your specific project, speak with your local Camaro provider. If you require detailed technical data, contact Polyflor Customer Technical Services on:

**Tel: +44 (0)161 767 1912 Email: [tech@polyflor.com](mailto:tech@polyflor.com)**

For details of International Camaro availability see the back cover of this brochure for global contacts. Alternatively visit [www.polyflor.com](http://www.polyflor.com) and follow the Contact Us link.





# FLOORCARE

We want your new Camaro floor to become a design and functional feature for many years to come and to help you achieve this we have laid out the following floorcare guidelines. Each product in the Camaro collection features a polyurethane treatment within a hard-wearing surface providing protection against everyday wear, ensuring optimum long-term performance of your floor. Furthermore, Camaro does not harbour dust mites or bacteria making it ideal for the home environment.

Initial cleaning after your new floor has been installed:

- Avoid walking on the floor for at least 24 hours following completion of installation.
- Sweep or vacuum to prevent loose dirt or grit from scratching the floor.
- Polishing your floor can be beneficial to help prevent slight surface scratches and to provide further protection.

Day to day cleaning:

- Sweep or vacuum the floor to remove loose dirt, grit or dust.
- Use clean mops and neutral cleaning solutions to regularly clean your floor.  
*Contact Polyflor for details of approved maintenance products.*
- Dilute the floor cleanser to the manufacturer's instructions.
- Mop the floor evenly.
- Collect any excess liquid in a mop bucket.
- Rinse the floor with clean water and allow to dry.

**Regular cleaning is more beneficial to the floorcovering and is more cost effective than occasional heavy cleaning.**

- Do:**
- ✓ Install barrier mats at entrances to pick up grit and moisture. (Note, some rubber-backed mats may discolour the floor)
  - ✓ Ensure your furniture is fitted with protective pads where necessary to prevent scratches.
  - ✓ Use protective cups under heavy furniture to prevent indentation.
  - ✓ Remove spillages as quickly as possible to reduce risk of staining and causing slip hazards.
  - ✓ Always use clean equipment when maintaining your floor.
  - ✓ Regularly trim pets claws as these can cause fine scratches.
- Don't:**
- ✗ Use abrasive liquids or metal scouring pads as these can damage the floor.
  - ✗ Clean the floor with solvents, caustic detergents, washing up liquids, soap powders, bleach, furniture polishes, petroleum based products, pine gels, stain removers or highly coloured products. Such products may make the floor slippery or cause permanent damage.
  - ✗ Drag furniture with unprotected feet across the floor.



Camaro is resistant to everyday dirt and soil



Camaro is resistant to accidental splashes and temporary surface water




Dirty footprints are not a problem and can be easily wiped away



Everyday dirt and crumbs can be simply swept away

# TECHNICAL DETAILS



## The Polyurethane Surface Treatment

Thanks to a factory-applied polyurethane surface treatment, there is less work for you to do to care for your floor.

## The Wear Layer

This transparent, extremely dense layer is hard-wearing and protects the decoration of the product. This allows the surface embossing to create a highly authentic effect.

## The Decoration Layer

Each design has been specifically developed for Camaro by means of extensive trend research and the commissioning of experienced product designers.

## The Stabilisation Layer

Improved dimensional stability is achieved by minimising the effect of surrounding physical properties (e.g. temperature fluctuations).

## The Load-Bearing Layer

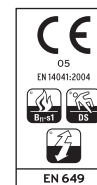
The basis for the long service life and high performance of Camaro.

**CAMARO** is a top quality vinyl flooring in tile and plank formats. Each layer has been thermally pressed by means of innovative technologies for ultimate performance.

The following table features technical details, if you require any further information, contact Polyflor Customer Technical Services on +44 (0)161 767 1912, or email [tech@polyflor.com](mailto:tech@polyflor.com)

CHARACTERISTICS	CAMARO	CHARACTERISTICS	CAMARO
Type of floorcovering EN 649	Heterogeneous, PVC	Residual indentation EN 433	≤ 0.1mm
Surface Treatment	Polyurethane (PU)	Abrasion resistance EN 649	Group T
Total weight EN 430	3,600 g/m <sup>2</sup>	Dimensional stability EN 434	≤ 0.25%
Performance classification EN 685	23, 31	Colour fastness to artificial light *	Level ≥ 6 ISO 105-B02 method 3
Gauge EN 428	2.0mm	Behaviour to fire EN 13501-1	Bfl - S1
Wear layer thickness EN 429	0.3mm	Slip resistance **	EN 13893 Class DS (Dry condition) DIN 51130 R9 AS/NZS 4586 R9
Plank size EN 427 and packaging details	36 @ 101 x 914mm = 3.34m <sup>2</sup> 24 @ 152 x 914mm = 3.34m <sup>2</sup> 18 @ 152 x 1219mm = 3.34m <sup>2</sup> 14 @ 203 x 1219mm = 3.46m <sup>2</sup>	Chemical resistance EN 423	***
Tile size EN 427 and packaging details	36 @ 305 x 305mm = 3.34m <sup>2</sup> 18 @ 305 x 610mm = 3.34m <sup>2</sup> 16 @ 457 x 457mm = 3.34m <sup>2</sup>	Castor chair suitability EN 425	Suitable, type W, EN 12529
		Underfloor heating suitability	Suitable, max. 27° C

- \* We recommend that adequate UV protection be taken against products being installed in direct sunlight as fading may occur.
- \*\* For clarification regarding slip resistance, consult Polyflor.
- \*\*\* Resistant depending on concentration and time of exposure. In case of increased impact of oils, grease, acids, alkalis and other aggressive chemicals, please contact us.





# GUARANTEE



## 10 Year Product Guarantee

The Camaro collection of luxury vinyl tiles has been developed to meet the highest technical specification of its type. Ideal for all areas of the home, the products ensure high performance and optimum style. In addition, Camaro is suitable for moderate commercial applications such as light traffic areas within hotels, conference rooms and small offices.

Compared with many natural flooring options, Camaro will under normal conditions resist household stains, will not crack, chip or splinter. The manufacturers of Camaro are confident that their high quality products will provide many years of valuable service. All products purchased from the range are guaranteed for 10 years against normal wear and tear in the recommended environment, provided that they have been fitted correctly and maintained in accordance with the manufacturer's instructions. In order to make a claim, customers must apply in writing indicating where their flooring was purchased and provide satisfactory proof of purchase. This guarantee only applies in the event of visible wearing out of the decorative pattern on the surface within 10 years of purchase, providing the flooring has been subject to normal usage in the recommended environment. It does not cover general misuse. Full terms and conditions of the guarantee are available on request from your flooring wholesaler or Polyflor Ltd.



WWW.POLYFLOR.COM

# CAMARO™

FLOORING COLLECTION



CAMARO PRODUCT BROCHURE

**FalckDesign AB**  
Energigatan 9, SE-434 23 Kungsbacka,  
Sweden  
Tel: +46 (0) 300 15820  
E-mail: info@falckdesign.com

**James Halstead Flooring New Zealand Ltd**  
PO Box 98943, Manukau City 2241  
100 Plunket Ave, Manukau 2104  
New Zealand  
PH: 0800 425 783  
E-mail: sales@halstead.co.nz

**objectflor Art und Design Belags GmbH**  
Wankelstraße 50, 50996 Köln, Germany  
Tel: +49 (0) 2236 966 330  
E-mail: info@objectflor.de

**Polyflor Australia Pty Ltd**  
59-65 Wedgewood Road, Hallam,  
Vic 3803, Australia  
Tel: 1800 777 425  
E-mail: sales@polyflor.com.au

**Polyflor Canada**  
304 Stone Road West, Suite 550  
Guelph, Ontario, N1G 4W4 Canada  
Tel: +1 519 763 3088  
E-mail: acrawford@polyflor.ca

**Polyflor Contract Ltd**  
Office 12, Business centre "Strela",  
d. 113, liter B, Ligovsky pr.,  
St.Petersburg, Russia.  
Tel: +7 812 332 42 02  
E-mail: sales@polyflor.ru

**Polyflor Hong Kong**  
Room 2409, 24th Floor,  
New York Life Tower, Windsor House,  
311 Gloucester Road,  
Causeway Bay, Hong Kong  
Tel: +852 2865 0101  
E-mail: anthonylam@polyflor.com.hk

**Polyflor Ireland**  
Unit 106, Millennium Trade Park,  
Ballycoolin, Blanchardstown, Dublin 11  
Tel: +353 (1) 864 9304  
E-mail: tmockler@polyflor.com

**Polyflor Middle East**  
PO Box 71862, Dubai, UAE  
Tel: +971 4 349 1078  
E-mail: espm@eim.ae

**Polyflor Nordic**  
Kjelsåsveien 168 B, N-0884 Oslo, Norway  
Tel: +47 23 00 84 00  
E-mail: firmapost@polyflor.no

**Polyflor Polska**  
Ul Gronowa 22/506, Poznan 61-680,  
Poland  
Tel: +48 61 820 3155  
E-mail: polyflor@polyflor.com.pl

**Poly Sales Africa (Pty.) Ltd**  
PO Box 3967, Edenvale 1610,  
South Africa  
Tel: (27) 011 609-3500  
E-mail: info@polyflor.co.za

**POLYFLOR™**  
COVERING THE WORLD

POLYFLOR LTD. PO BOX 3 RADCLIFFE NEW ROAD WHITEFIELD MANCHESTER M45 7NR UK  
TEL: +44 (0)161 767 1111 UK SALES DIRECT: +44 (0)161 767 1122 UK SAMPLE REQUESTS: +44 (0)161 767 2551  
UK FAX: +44 (0)161 767 1128 EXPORT FAX: +44 (0)161 767 1166  
E-MAIL: INFO@POLYFLOR.COM WEBSITE: WWW.POLYFLOR.COM

*James Halstead™*  
FLOORING



LIT196 08/10

POLYFLOR